

# The Jewish University Experience Survey

JULY 2023



Social  
Research  
Centre

**Report prepared for:**

Dr Bren Carlill  
Director of Public Affairs  
Zionist Federation of Australia  
bcarlill@zfa.com.au

**Report prepared by:**

The Social Research Centre  
Level 5, 350 Queen Street  
MELBOURNE VIC. 3000  
Tel: (613) 9236 8500  
Fax: (613) 9602 5422  
Email: info@srcentre.com.au

[www.srcentre.com.au](http://www.srcentre.com.au)

Version: 1



# Contents

- List of figures .....ii
- 1. Key messages .....1
  - 1.1. Summary of findings .....1
- 2. About the research.....3
  - 2.1. Methodological overview .....3
  - 2.2. About the data.....3
- 3. University experience of Jewish students .....5
  - 3.1. Experiences of antisemitism .....5
    - 3.1.1. Types of antisemitic behaviours .....5
    - 3.1.2. Frequency of antisemitism .....6
  - 3.2. Where are these experiences occurring, and who is participating? .....7
  - 3.3. Complaints experience .....9
- 4. Defining antisemitism in a university setting ..... 11
- 5. Confidence in raising complaints..... 12
- 6. Changing behaviours..... 14
- 7. Additional feedback ..... 15
- Appendix 1 Sample profile ..... 17
- Appendix 2 Methodology..... 20
  - Recruitment and sample ..... 20
- Appendix 3 Field of study where antisemitic experience occurred..... 23
- Appendix 4 Questionnaire..... 24

# List of figures

- Figure 1      Types of antisemitic behaviour experienced by respondents in a university setting (%)..... 6
- Figure 2      Reported as actively participating in antisemitic behaviour (%) ..... 8
- Figure 3      Incidence of university staff ignoring antisemitic behaviour (%)..... 8
- Figure 4      Incidence of submitting a complaint after most impactful experience (%)..... 9
- Figure 5      Reasons for not submitting a complaint (%) ..... 10
- Figure 6      Incidence of respondents' experiencing a statement or action they found offensive as a Jew, but were unsure if it was antisemitic (%)..... 11
- Figure 7      Overall confidence in making a complaint to university about antisemitism (%) ..... 12
- Figure 8      More confident in making a complaint if university adopted a definition of antisemitism, among those with low confidence levels (%)..... 13
- Figure 9      Incidence of respondents avoiding campus and / or hiding Jewish identify (%) ..... 14
- Figure 10     Proportion of survey completes over fieldwork period; survey invitation and reminder communications (BASE: AUJS sample, n=396 completed surveys) ..... 21
- Figure 11     Proportion of survey completes via opt in link over fieldwork period (BASE: opt-in link, n=167 completed surveys) ..... 21

# List of tables

- Table 1      Frequency of experiencing antisemitic behaviours in a university setting ..... 6
- Table 2      Additional feedback..... 15
- Table 3      Sample profile ..... 17
- Table 4      Key project statistics ..... 20
- Table 5      Field of study where antisemitic experience occurred (all responses) ..... 23

# 1. Key messages

Jewish students report frequent encounters with antisemitic behaviour while attending university in Australia. Appearance makes a difference; students who are visibly Jewish (that is they wear clothing and/or jewellery identifiable as Jewish) were more likely to report antisemitic experiences.

Antisemitism is affecting how Jewish students approach their appearance while at university. It is not uncommon for these students to hide their Jewish identity when on campus. The extent of hiding their Jewish identity is higher among those who have previously experienced antisemitism in a university setting. These antisemitic experiences are affecting Jewish students both within a classroom environment and externally of the class setting.

Students were largely dissatisfied and faced many barriers when trying to raise a complaint with their university in response to antisemitic behaviour. The majority of those who did raise a complaint were dissatisfied with their university's response. Many students won't raise a complaint as they don't believe complaining will make a difference.

## 1.1. Summary of findings

Antisemitism in a university setting has been experienced by many of the Jewish students surveyed. Almost two thirds (64%) reported at least one incident of antisemitism during their time at university. The majority (88%) of these students had encountered antisemitism within their last twelve months of university.

A range of antisemitic behaviours have been experienced by students in a university setting. When asked whether they'd experienced one or more of a range of possible incidents, the most reported experience was 'people or events that made you feel intimidated because of your Jewish identity' (47%). Other experiences included:

- Antisemitism based on perceptions of Jewish money, power or influence (37%)
- Someone comparing Israel to Nazi Germany (37%)
- Antisemitism based on religion or race (31%)
- Someone denying or minimising the Holocaust (30%)
- Being involuntarily singled out, or excluded, because of matters relating to Israel (25%)

These antisemitic behaviours were experienced by students on a relatively frequent basis. For many, these incidents occurred either monthly or more often, every few months, or every 6 to twelve months.

For a substantial minority, these antisemitic incidents stemmed from the actions of staff. University staff were identified as active participants on 29% of occasions. Further, around 70% of those who indicated that university staff were present, though not active participants, went on to state that this antisemitic behaviour was ignored by these staff members.

Those who experienced antisemitism were more likely to report hiding their Jewish identity when attending university (67% vs 38% of those who have not experienced antisemitism). Avoiding campus at times, due to the antisemitic behaviour of others was a reality for some. This preventative action was reported by 19% of students surveyed.

Although many of the Jewish university students surveyed experienced antisemitism, the incidence of submitting a complaint in response to their most impactful experience was low (14%). Those who did complain were largely dissatisfied with the response received from their university.

Those who did not complain identified many barriers to submitting a complaint. The top two barriers included: a belief that complaining would not make a difference (61%); and that the university would not think the incident was serious enough (48%).

Responses were mixed when students were asked to rate how confident they would feel about making a complaint to their university about antisemitism. Similar proportions reported feeling confident and not confident in this situation (37% and 38% respectively). There were some sub-group differences present. Males (47%) and those who had not experienced antisemitism at university (56%) more likely to feel confident in raising a complaint. Similarly, only 26% of students who had experienced antisemitism at university felt confident about making a complaint. Confidence levels improved when students were asked about the impact of their university adopting a definition of antisemitism. Many (84%) of those who were initially not confident in raising a complaint, indicated that they would feel more confident if their university adopted such a definition.

## 2. About the research

### 2.1. Methodological overview

The Zionist Federation of Australia (ZFA), with support of the Australasian Union of Jewish Students (AUJS), the Scanlon Foundation, the Besen Family Foundation and the World Zionist Organization (WZO), commissioned the Social Research Centre (SRC) to undertake the Jewish University Experience Survey. The aim of the survey was to understand Jewish students' experiences of antisemitism in Australian universities. This is the first survey of its kind in Australia.

An online survey was conducted between March and April 2023 with current and former (within the last five years) Jewish university students. Given the challenges in reaching this specific student population, there were two pathways to survey entry provided to maximise responses:

- Survey invitations were sent by the SRC to contacts on the AUJS database
- The SRC provided an opt-in link to the ZFA, who then promoted the survey through their own communication channels.

A total of n=563 surveys were completed over a three-week period, this comprised of n=396 from the AUJS database and n=167 from the opt-in link. Please see Appendix 2 for the detailed methodology.

### 2.2. About the data

This report provides an overview of key findings relating to the antisemitic experiences of Jewish students while attending university in Australia. The survey primarily consisted of a series of fixed response items; however, some open-ended responses were also included to allow respondents to provide further detail. These responses were coded to reflect the themes of the survey participants' answers.

Several points should be kept in mind when considering the data presented in this report:

- Some questions required respondents to provide responses in relation their experience of antisemitic behaviour in a university setting. In cases where the respondent had more than one antisemitic experience, they were asked to answer about their most impactful experience of antisemitism.
- Where figures in charts were either zero or one percent, data labels have not been shown for ease of reading the chart.
- Unless indicated, responses of 'don't know' or 'prefer not to say' have been excluded from the display of charts and tables.
- In some tables and figures the totals shown and/or mentioned in the accompanying text may differ slightly from the apparent sum of their component elements. This is simply due to the effects of rounding.
- Unless indicated, when the term 'university students' or 'students' is used in the report, this refers to both the current and former university students who completed the survey.
- Statistical tests were conducted to establish whether differences between the responses of subgroups of survey participants were genuine rather than due to random variation. Significance has been reported when the difference is significant at the 0.05 level. Where differences do exist, they have been called out in text.

- The subgroups examined for analysis included:
  - Gender
  - Judaism stream
  - Incidence of wearing clothing and/or jewellery identifiable as Jewish
  - Importance of a sense of connection to Israel for Jewish identity
  - Ever experienced antisemitism at university
  - Sample source (AUJS database or opt-in link)



## 3. University experience of Jewish students

This part of the report summarises responses across all core survey questions. These questions sought to not only understand the experience of antisemitism among the surveyed Jewish university students, but also explored:

- Frequency and source of these experiences
- Complaints process, including satisfaction levels and barriers
- Identifying a statement or action as antisemitic
- Adopting a definition of antisemitism
- Impact of antisemitism on day-to-day behaviours.

### 3.1. Experiences of antisemitism

To measure experiences of antisemitism, students were provided with six behaviours. They were then asked if, during their time at university, they had experienced any of these in a university setting (either on campus or online).

Almost two thirds (64%) of the students surveyed had experienced at least one antisemitic behaviour during their time at university. The majority (88%) of these students had recently experienced antisemitism, that is, within their last twelve months of university. Females (92% vs 82% of males) and those who wear Jewish clothing and/or jewellery (92% vs 84% of those who don't) more likely to have recent experience with antisemitic behaviour.

#### 3.1.1. Types of antisemitic behaviours

The percentage of students surveyed reporting each type of antisemitic behaviour is shown in Figure 1.

Of the six behaviours measured, the most common form experienced was 'people or events that made you feel intimidated because of your Jewish identity', at 47%. A higher proportion of females (53% vs 39% of males) reported feeling intimidated in this way.

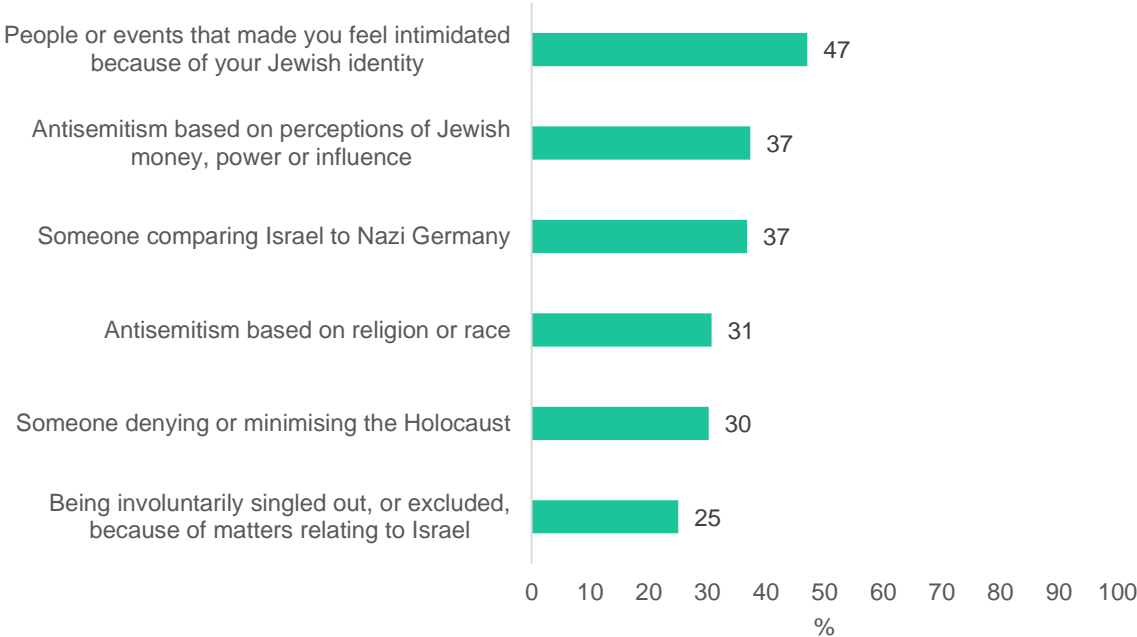
The next most common experiences were:

- Antisemitism based on perceptions of Jewish money, power or influence (37%)
- Someone comparing Israel to Nazi Germany (37%)
- Antisemitism based on religion or race (31%)
- Someone denying or minimising the Holocaust (30%), more likely among females (34% vs 25% of males)

One in four (25%) students surveyed reported 'being involuntarily singled out, or excluded, because of matters relating to Israel'.

Across all antisemitic behaviours, students who are visibly Jewish (i.e., wear Jewish clothing and/or jewellery) were more likely to report exposure to these behaviours.

**Figure 1** Types of antisemitic behaviour experienced by respondents in a university setting (%)



Q1: Thinking about your time at university, have you ever experienced any of the following, either on campus or online in a university setting (such as online lectures/ tutorials and university affiliated online meetings)? (n=563)

**3.1.2. Frequency of antisemitism**

Those who experienced antisemitic behaviour (n=360) were asked how frequently this had occurred during their last twelve months of university. Most respondents had experienced antisemitic behaviour on a regular basis. There were some small differences in frequency between the antisemitic behaviours measured, as shown in Table 1.

One third (33%) reported being made to feel intimidated at least monthly because of their Jewish identity. Slightly smaller proportions reported this behaviour occurring every few months (30%) or every six to 12 months (25%).

**Table 1** Frequency of experiencing antisemitic behaviours in a university setting

	Monthly or more often	Every few months	Every 6 to twelve months	Not experienced in last twelve months of university
People or events that made you feel intimidated because of your Jewish identity (n=265)	33%	30%	25%	13%
Antisemitism based on perceptions of Jewish money, power or influence (n=210)	25%	28%	31%	16%
Someone comparing Israel to Nazi Germany (n=207)	29%	23%	33%	15%
Antisemitism based on religion or race (n=173)	21%	31%	29%	18%

	Monthly or more often	Every few months	Every 6 to twelve months	Not experienced in last twelve months of university
Someone denying or minimising the Holocaust (n=170)	18%	27%	39%	15%
Being involuntarily singled out, or excluded, because of matters relating to Israel (n=141)	31%	33%	26%	11%

Q2: During your last 12 months at university, how often did you experience these, either on campus or online in a university setting (such as online lectures/ tutorials and university affiliated online meetings)? (n=360)

### 3.2. Where are these experiences occurring, and who is participating?

Students were asked a series of questions about the setting of their most impactful experience of antisemitism. This sought to understand if these antisemitic experiences were occurring within certain fields of study (or outside of a class setting) and who actively participated.

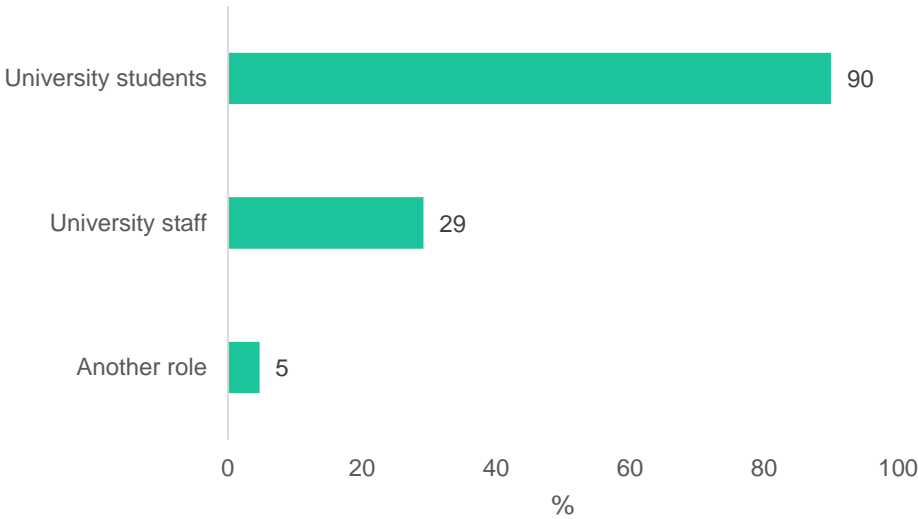
These antisemitic behaviours were reported as occurring equally within a classroom environment, and outside of a class setting. For almost half (49%) of those who experienced antisemitic behaviour (n=360), their most impactful incident did not occur in a subject or class setting.

Students who are visibly Jewish through their choice of clothing and/or jewellery were more likely identify a field of study as the setting for this antisemitic experience (63% vs 39% of those don't wear Jewish clothing and/or jewellery).

Political and social sciences was the most frequently named field of study (15%) among those who experienced antisemitism in a class setting. For the full list of responses please see Appendix 3, noting these have been reported by very small proportions.

University students were reported as active participants in these antisemitic behaviours the majority (90%) of the time. Smaller proportions (29%) of respondents had witnessed university staff as active participants, shown in Figure 2.

**Figure 2**      **Reported as actively participating in antisemitic behaviour (%)**

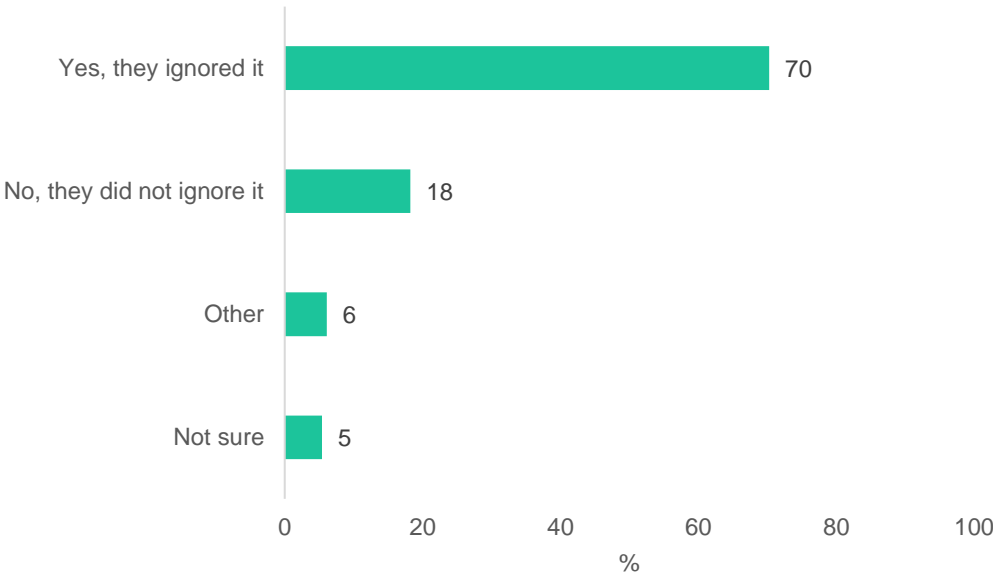


Q3: Thinking about your most impactful experience of antisemitic behaviour in a university setting, who actively participated in this antisemitic behaviour? Multiple response. (n=360)

A follow up question asked respondents who had not selected university staff as an active participant in the previous question (n=257), if university staff were present at the time of this incident. Less than one in five (18%) of these respondents reported that university staff were present at this time.

As shown in Figure 3, the incidence of university staff who were present ignoring antisemitic behaviour was relatively high, at 70%.

**Figure 3**      **Incidence of university staff ignoring antisemitic behaviour (%)**



Q5: And during this most impactful experience did you see university staff ignore this antisemitic behaviour? (n=148)

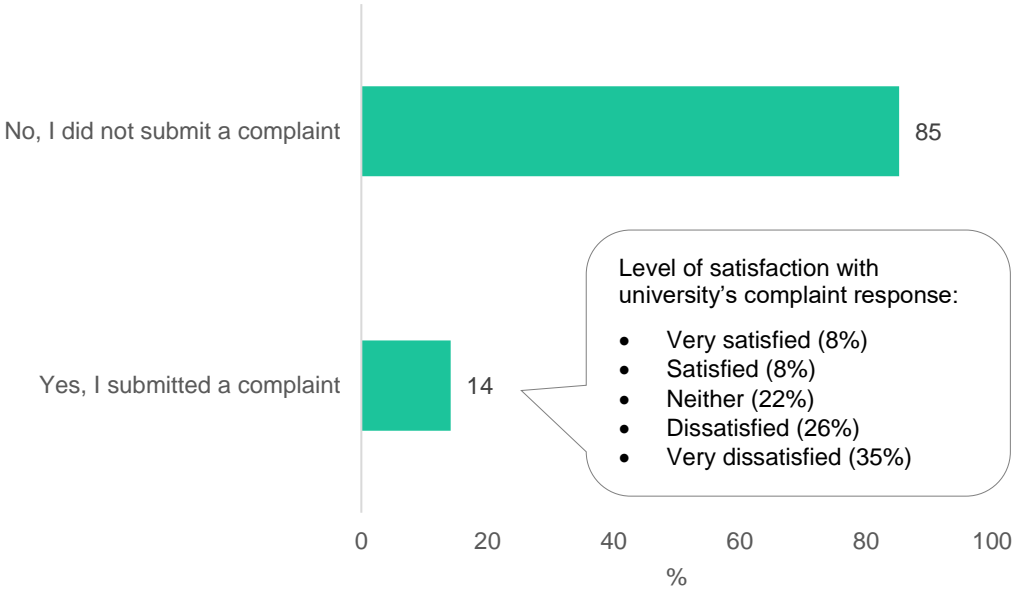
### 3.3. Complaints experience

To explore the complaints experience, those who experienced antisemitism were asked if they submitted a complaint to their university. Follow up questions asked about either their satisfaction with how the complaint was handled, or reasons for not submitting a complaint.

Few students surveyed had submitted a complaint to their university after an antisemitic experience, as shown in Figure 4. Less than one in five (14%) of those who experienced antisemitism (n=360) indicated they submitted a complaint to their university.

Among the students who did raise a complaint (n=51), their university’s response to and handling of the complaint did not meet expectations. High levels of dissatisfaction were recorded among these respondents. Approximately two in three (61%) were dissatisfied overall with the university’s response to their complaint, including 35% ‘very dissatisfied’ and 26% ‘dissatisfied’.

**Figure 4 Incidence of submitting a complaint after most impactful experience (%)**



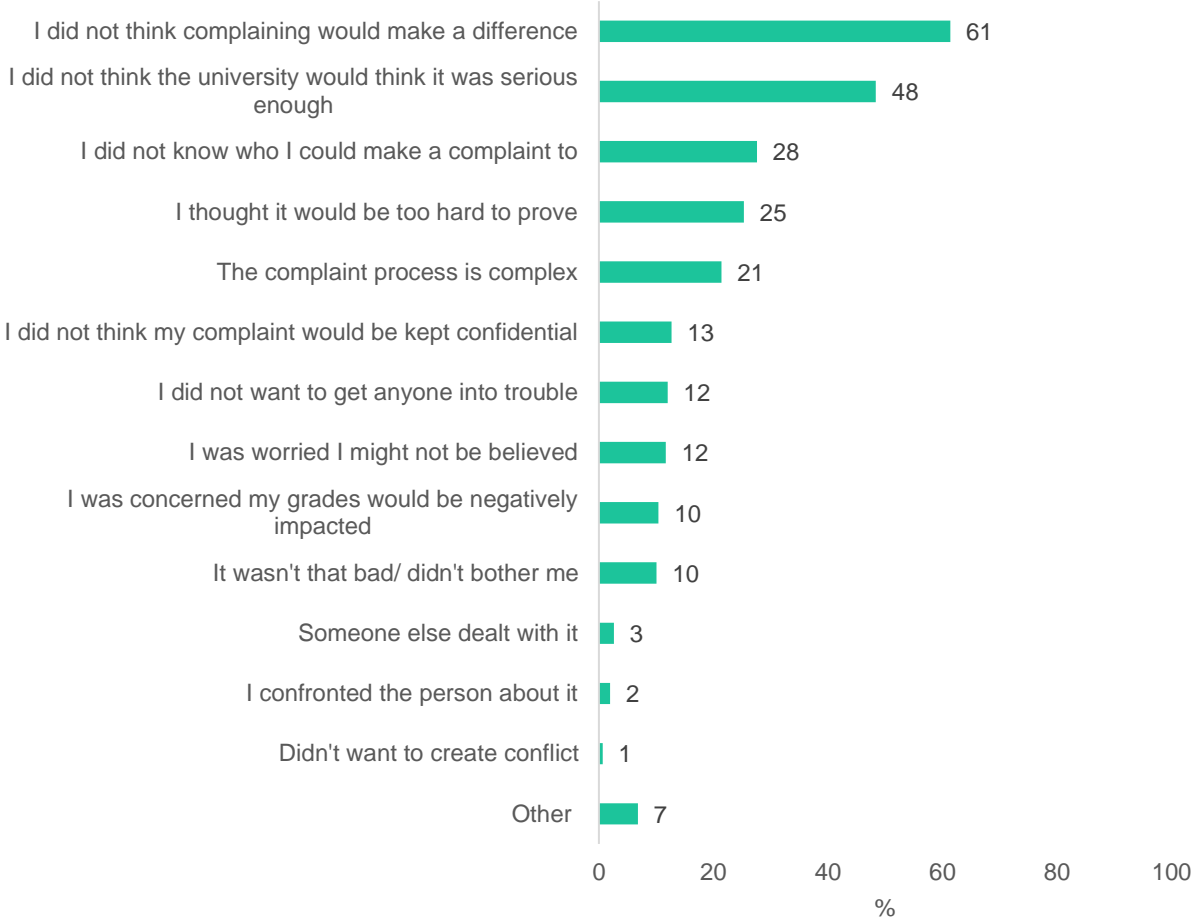
Q7: Did you submit a complaint to the university after this most impactful experience of antisemitic behaviour? (n=360)  
 Q8: How satisfied were you with the university’s response to your complaint? (n=51)

Students who did not complain (n=308) were then asked why they decided not to submit a complaint in response to the antisemitism they experienced.

The top two barriers revolved around the ineffectiveness of complaining (Figure 5). Many (61%) students thought that complaining would not make a difference, while close to half (48%) felt the university would not think the antisemitic incident was serious enough.

Additional barriers related to a complex and unclear complaints process. More than one quarter (28%) did not know who to complain to, and around 25% thought it would be too hard to prove the antisemitism. A further 21% felt the complaints process was too complex.

**Figure 5**      **Reasons for not submitting a complaint (%)**



Q9: Why did you decide **not** to submit a complaint to the university? (n=307)

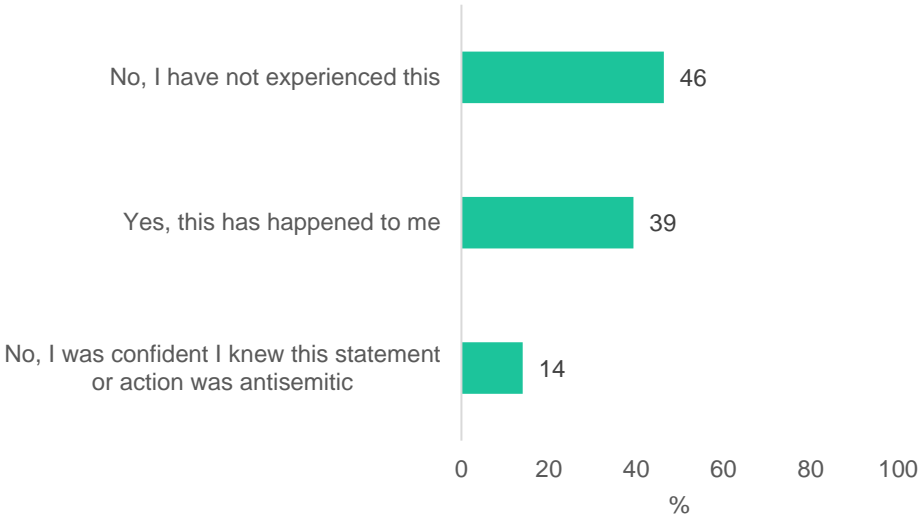
# 4. Defining antisemitism in a university setting

Being able to clearly identify when a personally offensive statement or action has crossed the line into antisemitism was difficult for some students.

This level of uncertainty about when a statement or action becomes antisemitic was present for almost two in five (39%) of those surveyed, as shown in Figure 6. This cohort indicated they had experienced a statement or action that offended them as a Jew but were unsure if it was antisemitic. This uncertainty was more common among females (45% vs 32% of males) and those who had previously experienced antisemitism (53% vs 16% of those who have not).

Close to half (46%) had not experienced such a statement or action, while the remaining 14% were confident they knew when a statement or action they experienced was antisemitic.

**Figure 6** Incidence of respondents' experiencing a statement or action they found offensive as a Jew, but were unsure if it was antisemitic (%)



Q10: Thinking about your last 12 months at university, have you experienced a statement or action in a university setting (by either university staff or students) that offended you as a Jew, but you weren't sure whether it crossed the line into antisemitism? (n=563)

# 5. Confidence in raising complaints

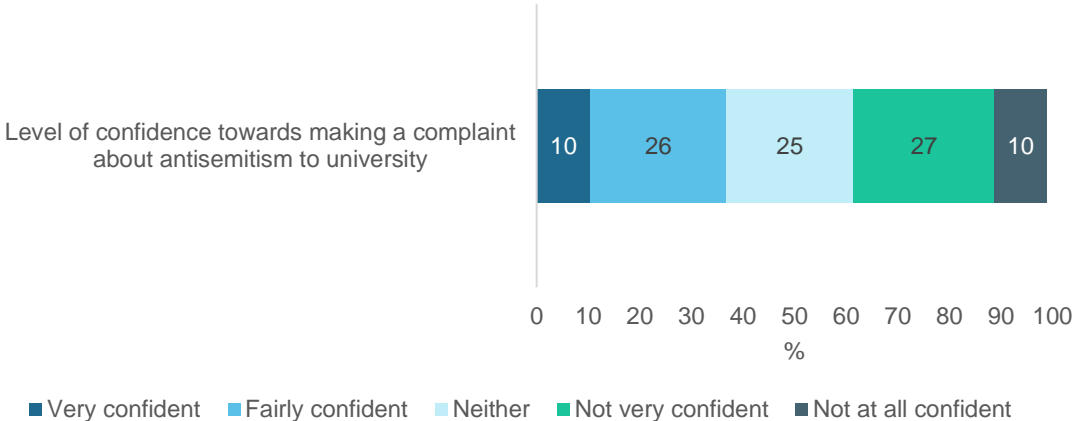
Responses were mixed when survey participants were asked how confident they would feel making a complaint about antisemitism to their university.

More than one third of students surveyed (38%) indicated they would not feel confident in making a complaint about antisemitism to their university. A similar proportion (37%) stated they would be confident in doing so (Figure 7).

Students who indicated they were confident ('fairly' or 'very') in making a complaint were more likely to be:

- Male (47% vs 30% of females)
- Have not experienced antisemitism at university (56% vs 26% of those who had experienced antisemitism)
- Entered the survey through the opt-in link (43% vs 34% of those from the AUJS database)

**Figure 7 Overall confidence in making a complaint to university about antisemitism (%)**



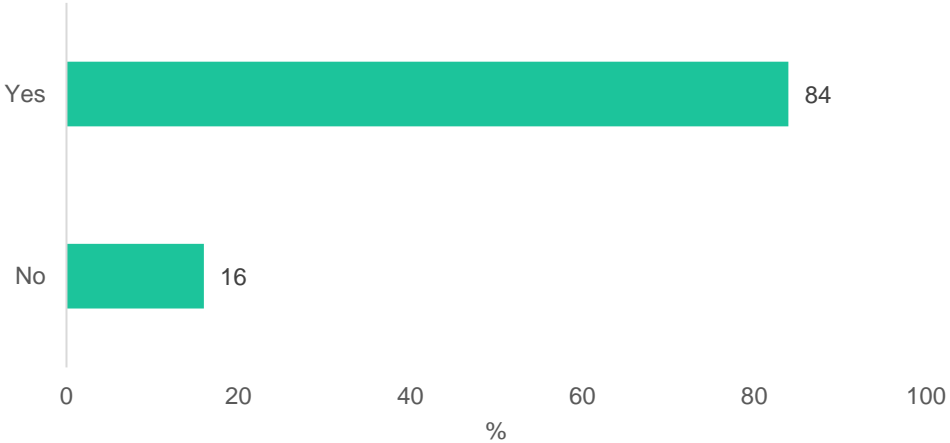
Q12: Overall, how confident <do you / did you > feel about making a complaint about antisemitism to your university? (n=563)

Respondents were then asked if they would be more confident in making a complaint about antisemitism if their university adopted a definition of antisemitism.

Adopting of a definition of antisemitism had a notable impact on those who were previously not confident in making a complaint (Figure 8). The majority (84%) of those with self-reported low levels of confidence (n=211, 'not very' and 'not at all' confident) in making a complaint indicated they would be more confident in raising a complaint if their university adopted a definition of antisemitism.



**Figure 8** More confident in making a complaint if university adopted a definition of antisemitism, among those with low confidence levels (%)



Q13: Would you be more confident making a complaint about antisemitism if your university adopted a definition of antisemitism? Note: This figure reports on the responses of those who were 'not very confident' or 'not at all confident' in Q12 (n=211)

# 6. Changing behaviours

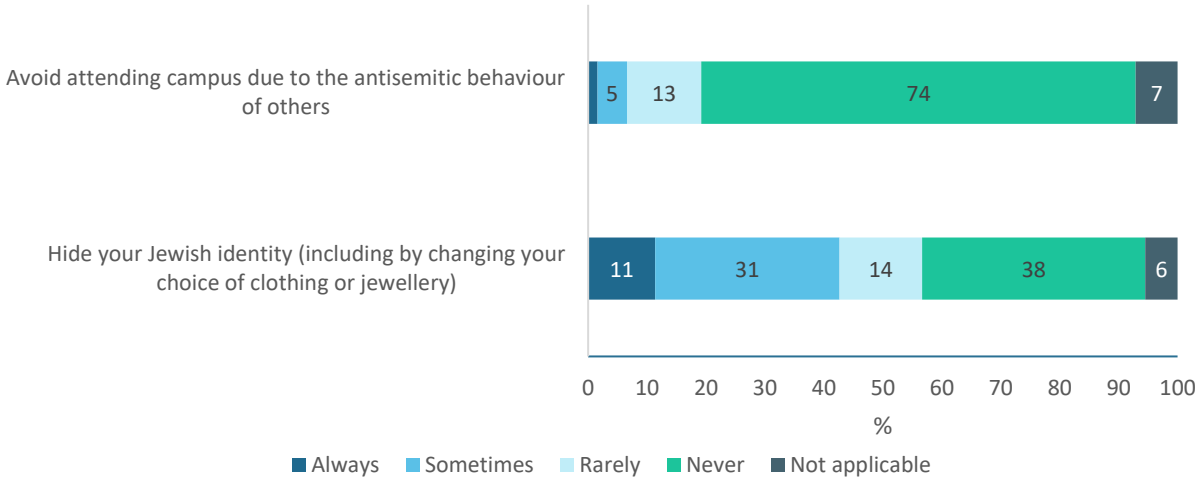
The following question provides a measure of how often survey participants are intentionally changing their appearance and/or campus visitation behaviours. Students were asked how often they avoid attending campus due to the antisemitic behaviours or others, and/or hide their Jewish identity (including by changing clothing or jewellery choice).

As shown in Figure 9 below, there may be a level of concern or fear among some Jewish students. Students are choosing to conceal their Jewish identity and/or change university attendance behaviours to avoid antisemitism.

Many (57%) students surveyed reported hiding their Jewish identity while attending university (either 'always', 'sometimes', or 'rarely'). A previous experience with antisemitic behaviour influences the extent to which students are choosing to conceal their Jewish identity. Those who had previously experienced antisemitism were more likely to hide their Jewish identity while attending university (67% vs 38% of those who have not experienced antisemitism at university). Females were also more likely to hide their Jewish identity when attending university (62% vs 49% of males).

Almost one in five (19%) students avoid attending their university campus due to the antisemitic behaviour of others (either 'always', 'sometimes', or 'rarely'). This avoidance behaviour was also more likely among those who had previously experienced antisemitism (27% vs 6% of those who have not experienced antisemitism at university), and females (24% vs 13% of males).

**Figure 9 Incidence of respondents avoiding campus and / or hiding Jewish identity (%)**



Q11: While attending university, either on campus or online, how frequently, if at all, <do / did> you... (n=563)

## 7. Additional feedback

When respondents were given the opportunity to share additional information about their experiences as a Jewish university student, close to a quarter (23%) took this opportunity to provide further commentary. These verbatim responses were varied, with many of these survey participants providing detailed recounts of their challenges and experiences as a Jewish university student.

The text responses were coded into similar themes, however the individuality of many responses meant it was difficult to allocate these to a common theme. Table 2 summarises the top themes arising from the verbatim responses.

**Table 2 Additional feedback**

Response categories	
Anti-Israel sentiment crosses into antisemitism	15%
Experienced antisemitism from students	13%
Experienced antisemitism from student organizations and groups	13%
Complaints about antisemitism not taken seriously by university	9%
Feel supported / appreciative of what's being done	8%
Issues related to students participating in BDS/ Free Palestine movement	8%
Experienced antisemitism from staff	8%
Insensitive subject matter in courses	8%
Would like more support on campus	8%
Experienced antisemitism at university (no specific mention of staff, students or groups)	7%
Have issues with IHRA definition of antisemitism	5%
Nothing else / No issues	4%
Would have liked more opportunity to explain responses	3%
No consideration of religious days	3%
Other	40%
Total, provided a verbatim response	n=130
Did <b>not</b> provide a verbatim response	n=433

Q14: Thank you for answering these questions about your experiences at university as a Jewish student. Is there anything more you would like to share about your experiences? (n=563)

Select verbatim responses have been highlighted below to provide context and specific examples of how respondents answered this question<sup>1</sup>. These responses relate to the types of antisemitism experienced, source, complaints process, feeling uncomfortable on campus, and defining antisemitism.

The types of antisemitism experienced at university included both targeted comments and conversational antisemitism:

*[At my university], it is of a very popular position to take by both staff and student to make antisemitic remarks, especially in regards to Israel. Comments such as 'from the river to the sea' and Jewish colonist occupiers are very common and makes me very wary of being open about my Jewish identity.*

<sup>1</sup>Minor grammatical edits have been made to verbatim responses for clarity and to protect respondent identity.

*Conversational antisemitism seems to be the most common, where people are just ignorant but also reject criticism of their offensive comments. They're rarely intentional, and this adds to the apathy of reporting, despite the comments impacting more so than others due to the friendlier context before/after.*

Student movements / groups were highlighted by some respondents as a source of antisemitism on their university campus:

*The socialist movement has said things to me, including calling me a "dirty Zionist Jew" as someone who is clearly a religious student with kippah, tzitzit and a beard.*

*I feel very unsafe with the presence of anti-Jewish student clubs on campus, such as Students for Palestine.*

Some respondents described the challenging processes they encountered when complaining about antisemitism to their university:

*Administration bureaucracy to assess antisemitic incidents was very frustrating. Sometimes it would take six months to deal with an issue, usually not leading to any repercussions. The whole process turned me off from informing the university about things.*

*[My university] has not been taking antisemitic concerns seriously at all. They don't have any systems in place to deal with it properly, with multiple roadblocks when complaints have been made. They don't take any concerns seriously and no meaningful action has occurred when complaints have been made by students.*

Other students described when and why they feel uncomfortable as a Jewish student on campus:

*I do feel unsteady on campus when things in Israel flair up because of student reactions. Also, especially around Nakba Day I do feel hesitant to come on campus.*

*I feel uncomfortable about being openly Jewish with other students (other than my close friends). Whenever I would mention it, it always feels a bit like coming out where you don't exactly know how people will respond, if they will judge you negatively or change their behaviour because of it.*

Comments about defining antisemitism included concerns about universities not listening to Jewish students, and one student's personal journey to being more confident in identifying antisemitism:

*It is very difficult to be a Jewish student at university, especially with regard to non-Jewish people minimising or gaslighting you when you call something antisemitic. Situations are often underplayed by staff and students. They feel that they have the right to define antisemitism and fail to listen to Jewish students. Universities need to be held accountable. They have a duty to hold both their staff and students to account for their actions and must listen to Jewish voices, as they do any other minority groups.*

*I was offended by certain things that student clubs at my university did, and I wasn't too sure what was considered antisemitic or not. But my friend showed me an AUJS post and I started following AUJS and learning way more about the IHRA definition of antisemitism. This has made it easier to be able to identify antisemitism. I am still a bit scared to call out antisemitism at times because I feel that people will start to dissociate from me.*

# Appendix 1 Sample profile

**Table 3 Sample profile**

Survey completion source	%	n
Client sample	70.3	396
Open link	29.7	167
Gender	%	n
Woman or female	56.1	316
Man or male	41.9	236
Non-binary	1.6	9
Prefer not to say	0.4	2
Age	%	n
16-21	46.2	260
22-34	51.2	288
35 and over	2.7	15
State / Territory of current or most recent university	%	n
VIC	52.2	294
NSW	30.7	173
ACT	6.9	39
WA	6.7	38
QLD	2.0	11
SA	0.9	5
TAS	0.2	1
NT	0.0	0
Prefer not to say	0.2	1
Not sure	0.2	1
Stream of Judaism	%	n
Modern Orthodox	40.3	227
Reform	20.1	113
Traditional	19.4	109
Secular	8.2	46
Conservative	5.2	29
Ultra-Orthodox	2.3	13
None	3.7	21
Other	0.9	5
Importance of a sense of connection to Israel for Jewish identity	%	n
Very important	60.4	340
Somewhat important	28.8	162
Not very important	8.2	46
Not at all important	2.5	14
Not sure	0.2	1

<b>Incidence of wearing Jewellery or clothing identifiable as Jewish</b>	<b>%</b>	<b>n</b>
Yes, jewellery	35.9	202
Yes, clothing	19.4	109
No	51.5	290
Not sure	0.4	2
<b>Level of university enrolment (current or most recent)</b>	<b>%</b>	<b>n</b>
Bachelor Degree Level	80.5	453
Postgraduate Degree Level (incl. master degree, doctoral degree, other postgraduate degree)	16.2	91
Graduate Diploma and/or Graduate Certificate Level	2.1	12
Advanced Diploma and/or Diploma Level	1.2	7
<b>Current or former university student</b>	<b>%</b>	<b>n</b>
I am currently studying at university	76.2	429
I am not currently studying at university, but did so in the last five years	23.8	134
<b>Year commenced current university studies (BASE: current students n=429)</b>	<b>%</b>	<b>n</b>
Between 2015 and 2018	4.2	18
2019	10.7	46
2020	20.0	86
2021	26.6	114
2022	19.8	85
2023	18.2	78
Prefer not to say	0.5	2
<b>Current or most recent university</b>	<b>%</b>	<b>n</b>
Monash University	24.9	140
The University of Melbourne	11.4	64
The University of Sydney	8.5	48
UNSW	8.3	47
The Australian National University	6.6	37
Macquarie University	5.2	29
Deakin University	4.4	25
University of Technology	4.3	24
The University of Western Australia	3.6	20
Swinburne University of Technology	3.2	18
Australian Catholic University	3.0	17
RMIT University	2.7	15
La Trobe University	2.0	11
Curtin University	1.8	10
University of Wollongong	1.2	7
The University of Queensland	1.1	6
The University of Adelaide	0.7	4

<b>Current or most recent university</b>	<b>%</b>	<b>n</b>
Charles Sturt University	0.5	3
Edith Cowan University	0.5	3
Queensland University of Technology	0.4	2
The University of Newcastle	0.4	2
Torrens University	0.4	2
University of Tasmania	0.4	2
Bond University	0.2	1
Charles Darwin University	0.0	0
Griffith University	0.2	1
Murdoch University	0.2	1
The University of New England	0.2	1
The University of Notre Dame Australia	0.2	1
University of Canberra	0.2	1
University of South Australia	0.2	1
Victoria University	0.2	1
Western Sydney University	0.2	1
Other	2.1	12
Prefer not to say	1.1	6

## Appendix 2 Methodology

The Zionist Federation of Australia (ZFA), with support of the Australasian Union of Jewish Students (AUJS), the Scanlon Foundation, the Besen Family Foundation and the World Zionist Organization (WZO), commissioned the Social Research Centre (SRC) to undertake the Jewish University Experience Survey. This is the first survey of its kind in Australia.

The questionnaire was provided by the ZFA after consultation with the Scanlon Foundation and refined by the SRC, please see Appendix 4 for a copy of the questionnaire.

An online survey was conducted between March and April 2023 with current and former (within the last five years) Jewish university students. Due to the challenges in reaching this specific student population, there were two pathways to survey entry provided to maximise responses:

- Survey invitations were sent by the SRC to contacts on the AUJS database
- The SRC provided an opt-in link to the ZFA, who then promoted the survey through their own communication channels.

Approximately 70% of all completed surveys were from the AUJS database, with the remaining 30% accessing the survey through the opt-in link (Table 4).

**Table 4 Key project statistics**

	Total
Date of survey launch	14 <sup>th</sup> March 2023
Date of survey close	3 <sup>rd</sup> April 2023
<b>Total invitations (AUJS database)</b>	<b>3,330</b>
Completed surveys from AUJS database	396
Proportion of total completes	70.3%
Sample yield from AUJS database	11.9%
Completed surveys from opt-in link	167
Proportion of total completes	29.7%
<b>Total completed surveys</b>	<b>563</b>

## Recruitment and sample

Jewish university students were recruited via two pathways for survey completion, through the AUJS database and an opt-in link that was promoted by the ZFA.

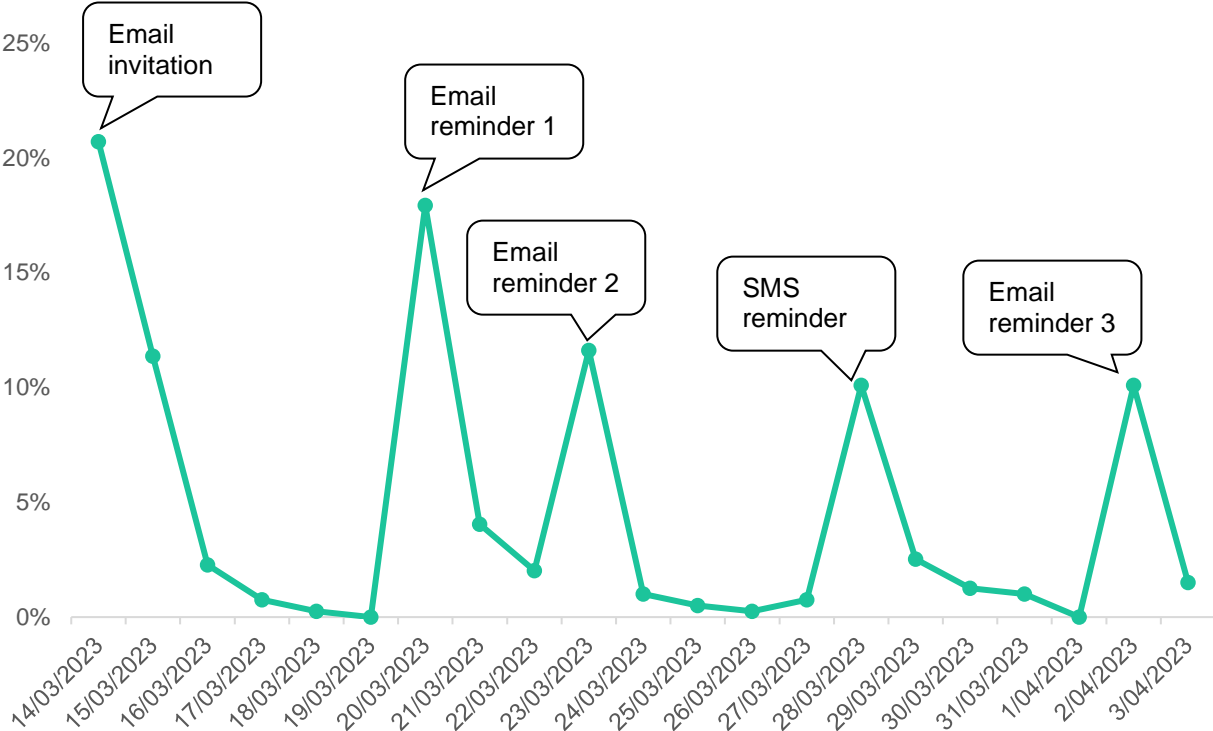
The AUJS database was securely transferred to the SRC using the SRC's secure file exchange system. This database contained names, email addresses and mobile numbers of students who have provided their contact details to the AUJS. Several steps were taken by the SRC to prepare the database for field. This included removing duplicate records, testing email quality and deliverability using *Everest*, and assigning each record a unique set of survey links.

Respondents from the AUJS database were sent an initial email invitation, followed by 3 email reminders and an SMS reminder. The bulk email and SMS marketing software *Vision6* was used to facilitate the email and SMS sends. See Figure 10 for the proportion of database survey completes over the fieldwork period.

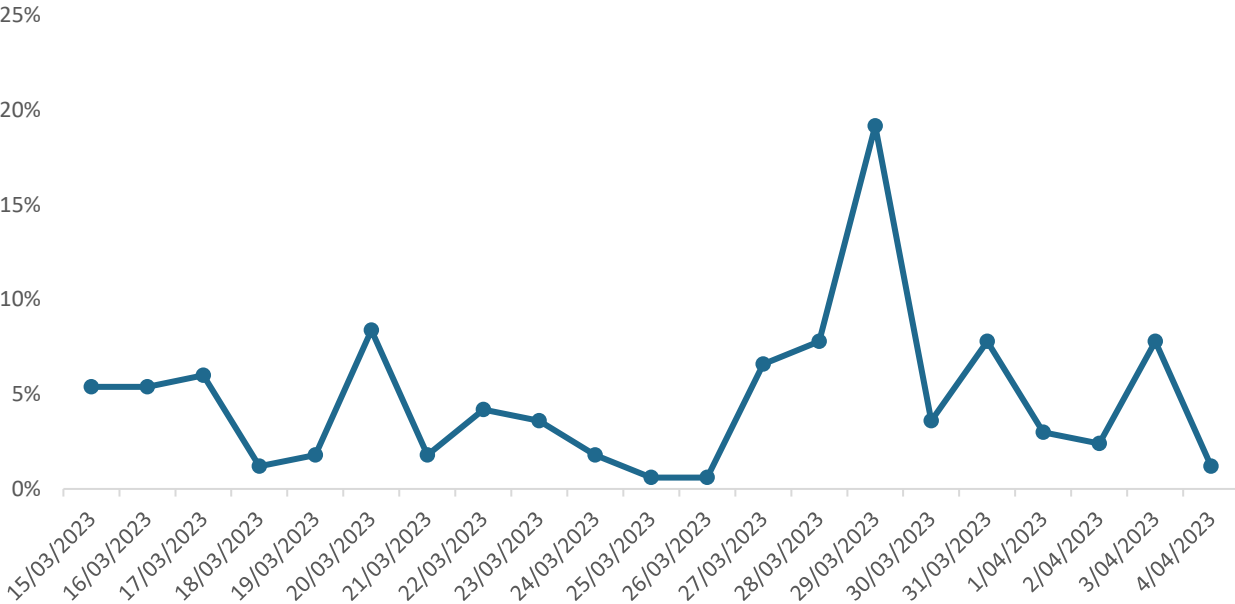


The second pathway into the survey was through an opt-in link that was provided to the ZFA by the SRC. By following this link, potential respondents were prompted to enter their email address and after submission would receive an email with their own unique survey link. The ZFA promoted the survey and opt-in link through their own communication channels to encourage participation. See Figure 11 for the proportion of opt-in survey completes over the fieldwork period.

**Figure 10** Proportion of survey completes over fieldwork period; survey invitation and reminder communications (BASE: AUJS sample, n=396 completed surveys)



**Figure 11** Proportion of survey completes via opt in link over fieldwork period (BASE: opt-in link, n=167 completed surveys)



Participation in the survey was voluntary. Responses have been de-identified and combined for analysis, and used only for the purposes of this research project.

The Social Research Centre is accredited under the ISO 20252 scheme. All aspects of this research were undertaken in accordance with the Research Society code of practice, ISO 20252 standards, the Australian Privacy Principles and the Privacy (Market and Social Research) Code.

## Appendix 3 Field of study where antisemitic experience occurred

**Table 5** Field of study where antisemitic experience occurred (all responses)

Full list of response	%	n
This did not occur in subject or class setting	48.9	176
Political and social sciences	15.3	55
Law and law enforcement	6.9	25
Health (e.g. Medicine, nursing, pharmacy, dental studies, veterinary studies)	6.1	22
Management and commerce (e.g. Accounting, marketing, business, economics, banking and finance)	4.4	16
Creative arts (e.g. Graphic design, performing arts, journalism)	3.6	13
Language and literature, philosophy and religious studies	3.3	12
Natural and physical sciences (e.g. Statistics, astronomy, chemistry, earth sciences, zoology, marine science, microbiology)	2.5	9
Education (e.g. Teaching)	2.2	8
Architecture and building	1.9	7
Engineering and related technologies	1.7	6
Information technology (e.g. Computer graphics, systems analysis)	0.8	3
Food, hospitality and personal services	0.6	2
Mixed field programmes (e.g. Employment Skills / General Education / Social Skills programs)	0.3	1
Prefer not to say	0.3	1
Other	0.8	3
Not sure	0.3	1
<b>TOTAL</b>	<b>100.0</b>	<b>360</b>

Q6: Please select the field of study that aligns with the subject or class where this antisemitic experience occurred. (n=360)

# Appendix 4 Questionnaire

## ZIONIST FEDERATION OF AUSTRALIA THE JEWISH UNIVERSITY EXPERIENCE SURVEY

Developed by the Social Research Centre (SRC) and the Australasian Union of Jewish Students (AUJS), with the support of the Zionist Federation of Australia (ZFA) and the Scanlon Foundation.

Note when reading this questionnaire:

- All programmer notes and interview notes are in UPPERCASE text.

### PROGRAMMING NOTES

\*Please display Social Research Centre, [Australasian Union of Jewish Students](#) (AUJS), [Zionist Federation of Australia](#) (ZFA) and [Scanlon Foundation](#) logos in the header.

\*For questions that have different tense options (e.g. current/ most recent, do/did), please select 'current' / 'do' for respondents where DEM1=1 (current university student). Please select 'most recent' / 'did' for respondents where DEM1=2 (not currently studying).

### INTRODUCTION

\*(ALL)

INTRO Welcome to the Jewish university experience survey. This is an important study conducted by the Social Research Centre on behalf of the Australasian Union of Jewish Students (AUJS), with the support of the Zionist Federation of Australia (ZFA) and the Scanlon Foundation.

We are interested in understanding the university experiences of Jewish students. No matter your age, circumstances, views or experiences, your participation is important to ensure the results represent the views and experiences of all Jewish students.

The survey takes about 5 minutes, depending on your answers.

Participation in this survey is completely voluntary. This survey is being conducted in accordance with the requirements of the Privacy Act and the Australian Privacy Principles. Your responses will be used for research purposes only and will be held in the strictest confidence. Any information provided will not be disclosed to any other organisation for marketing or research purposes. The responses of everyone who participates in this survey will be combined for analysis. Any open-end responses / comments you provide will be provided anonymously to the Australasian Union of Jewish Students (AUJS), the ZFA and the Scanlon Foundation.

For more information or technical support please contact the Social Research Centre via email at [JUJES@srcentre.com.au](mailto:JUJES@srcentre.com.au) or by phone at 1800 023 040.

Please click 'Next' to start the survey.

### SCREENING AND INITIAL DEMOGRAPHICS

\*(ALL)

#### INTRODUCTION

INTRO To start with, we have some questions about yourself.

\*(ALL)

- DEM1 Which of the following best describes your university studies in Australia?
1. I am currently studying at university
  2. I am **not** currently studying at university, but did so in the last five years
  3. None of the above (TERM 1)
99. Prefer not to say (TERM 1)

\*(ALL)

- DEM2 Do you consider yourself to be Jewish?
1. Yes, Jewish
  2. No, I am not Jewish (TERM 1)
99. Prefer not to say (TERM 1)

\*(ALL)

- DEM3 What is your age today?
1. Age given (RECORD AGE IN YEARS) (RANGE 16 to 99)
98. Not sure  
99. Prefer not to say

\*(DEM3=99 OR 98, UNSURE OR PREFER NOT TO SAY AGE)

- DEM3a Which of these age groups do you belong to?
1. 16-17
  2. 18-21
  3. 22-24
  4. 25-34
  5. 35-44
  6. 45-54
  7. 55-64
  8. 65 and over
98. Not sure  
99. Prefer not to say

\*(ALL)

- DEM4 How do you describe your gender?
1. Woman or female
  2. Man or male
  3. Non-binary
  4. I use a different term (please specify)
98. Not sure  
99. Prefer not to say

\*(ALL)

DEM5 In which state or territory is your <current / most recent> university located?

1. NSW
2. VIC
3. QLD
4. SA
5. WA
6. TAS
7. NT
8. ACT

98. Not sure  
99. Prefer not to say

## MODULE 1

\*(ALL)

### INTRODUCTION

The next questions are about your experiences as a Jewish student at university.

\*(ALL)

Q1 Thinking about your time at university, have you ever experienced any of the following, either on campus or online in a university setting (such as online lectures/ tutorials and university affiliated online meetings)?

\*(ROTATE)  
(STATEMENTS)

- a) Antisemitism based on religion or race
- b) Antisemitism based on perceptions of Jewish money, power or influence
- c) Someone denying or minimising the Holocaust
- d) Someone comparing Israel to Nazi Germany
- e) Being involuntarily singled out, or excluded, because of matters relating to Israel
- f) People or events that made you feel intimidated because of your Jewish identity

(RESPONSE FRAME)

1. Yes
2. No

98. Not sure  
99. Prefer not to say

\*(Q1=ANY A-F, EXPERIENCED ANY DISPLAYS OF ANTISEMITIC BEHAVIOUR)

Q2 During your last 12 months at university, how often did you experience these, either on campus or online in a university setting (such as online lectures/ tutorials and university affiliated online meetings)?

\*(ONLY SHOW STATEMENTS A-F SELECTED IN Q1)

- a) Antisemitism based on religion or race
- b) Antisemitism based on perceptions of Jewish money, power or influence
- c) Someone denying or minimising the Holocaust
- d) Someone comparing Israel to Nazi Germany
- e) Being involuntarily singled out, or excluded, because of matters relating to Israel
- f) People or events that made you feel intimidated because of your Jewish identity

(RESPONSE FRAME)

- 1. Weekly or more
- 2. Monthly
- 3. Every few months
- 4. Every 6 to 12 months
- 5. Did not experience this in my last 12 months of university

- 98. Not sure
- 99. Prefer not to say

\*(Q1=ANY A-F, EXPERIENCED ANY DISPLAYS OF ANTISEMITIC BEHAVIOUR)

Q3 Thinking about your **most impactful** experience of antisemitic behaviour in a university setting, who **actively participated** in this antisemitic behaviour?

***Please select all that apply***

(MULTIPLE RESPONSE CODES 1-3)

- 1. University staff
- 2. University students
- 3. Another role (specify)

- 98. Not sure
- 99. Prefer not to say

\*(Q3=2-99, UNIVERSITY STAFF NOT SELECTED AS ACTIVE PARTICIPANT)

Q4 During this most impactful experience of antisemitic behaviour, were university staff present at this time?

- 1. Yes, university staff were present
- 2. No, university were **not** present

- 98. Not sure
- 99. Prefer not to say

\*(Q3=1 OR Q4=1, UNIVERSITY STAFF WERE PRESENT)

Q5 And during this most impactful experience did you see university staff **ignore** this antisemitic behaviour?

- 1. Yes, they ignored it
- 2. No, they did **not** ignore it
- 3. Other (specify)

- 98. Not sure
- 99. Prefer not to say

\*(Q1=ANY A-F, EXPERIENCED ANY DISPLAYS OF ANTISEMITIC BEHAVIOUR))

Q6 Please select the field of study that aligns with the subject or class where this antisemitic experience occurred.

- 1. Natural and physical sciences (e.g. Statistics, astronomy, chemistry, earth sciences, zoology, marine science, microbiology, pharmacology)
- 2. Information technology (e.g. Computer graphics, systems analysis)
- 3. Engineering and related technologies
- 4. Architecture and building
- 5. Agriculture, environmental and related studies
- 6. Health (e.g. Medicine, nursing, pharmacy, dental studies, veterinary studies)
- 7. Education (e.g. Teaching)
- 8. Management and commerce (e.g. Accounting, marketing, business, economics, banking and finance)
- 9. Language and literature, philosophy and religious studies
- 10. Law and law enforcement
- 11. Political and social sciences
- 12. Creative arts (e.g. Graphic design, performing arts, journalism)
- 13. Food, hospitality and personal services
- 14. Mixed field programmes (e.g. Employment Skills / General Education / Social Skills programs)
- 15. This did **not** occur in subject or class setting
- 96. Other (please specify)
- 98. Not sure
- 99. Prefer not to say

\*(Q1=ANY A-F, EXPERIENCED ANY DISPLAYS OF ANTISEMITIC BEHAVIOUR)

Q7 Did you submit a complaint to the university after this most impactful experience of antisemitic behaviour?

- 1. Yes, I submitted a complaint
- 2. No, I did not submit a complaint
- 98. Not sure
- 99. Prefer not to say

\*(Q7=1, SUBMITTED A COMPLAINT)

Q8 How satisfied were you with the university's response to your complaint?

- 1. Very satisfied
- 2. Satisfied
- 3. Neither satisfied nor dissatisfied
- 4. Dissatisfied
- 5. Very dissatisfied



- 98. Not sure
- 99. Prefer not to say

\*(Q7=2, DID NOT SUBMIT A COMPLAINT)

Q9 Why did you decide **not** to submit a complaint to the university?

**Please select all that apply**

(MULTIPLE RESPONSE CODES 1-96)  
(RANDOMISE)

- 1. I was concerned my grades would be negatively impacted
  - 2. The complaint process is complex
  - 3. I did not think complaining would make a difference
  - 4. I did not know who I could make a complaint to
  - 5. I did not think my complaint would be kept confidential
  - 6. I was worried I might not be believed
  - 7. I did not want to get anyone into trouble
  - 8. I thought it would be too hard to prove
  - 9. I did not think the university would think it was serious enough
  - 96. Other (specify)
- 
- 98. Not sure
  - 99. Prefer not to say

\*(ALL)

Q10 Thinking about your last 12 months at university, have you experienced a statement or action in a university setting (by either university staff or students) that offended you as a Jew, but you weren't sure whether it crossed the line into antisemitism?

- 1. Yes, this has happened to me
  - 2. No, I was confident I knew this statement or action was antisemitic
  - 3. No, I have not experienced this
- 
- 98. Not sure
  - 99. Prefer not to say

\*(ALL)

Q11 While attending university, either on campus or online, how frequently, if at all, <do / did> you...

(STATEMENTS) (ROTATE)

- a) Hide your Jewish identity (including by changing your choice of clothing or jewellery)
- b) Avoid attending campus due to the antisemitic behaviour of others

(RESPONSE FRAME)

- 1. Always
- 2. Sometimes
- 3. Rarely
- 4. Never

- 97. Not applicable
- 98. Not sure
- 99. Prefer not to say

\*(ALL)

Q12 Overall, how confident <do you / did you > feel about making a complaint about antisemitism to your university?

- 1. Very confident
  - 2. Fairly confident
  - 3. Neither
  - 4. Not very confident
  - 5. Not at all confident
- 
- 98. Not sure
  - 99. Prefer not to say

\*(ALL)

Q13 Would you be more confident making a complaint about antisemitism if your university adopted a definition of antisemitism?

- 1. Yes
  - 2. No
- 
- 98. Not sure
  - 99. Prefer not to say

\*(ALL)

Q14 Thank you for answering these questions about your experiences at university as a Jewish student. Is there anything more you would like to share about your experiences?

(SPECIFY: FULL VERBATIM)

- 1. No, nothing else to add.

## **CLOSING QUESTIONS**

\*(ALL)

### INTRODUCTION

Thank you for your responses, to finish we have a few more questions about you, and your university studies.

\*(ALL)

C1 Which stream of Judaism do you most identify with?

- 1. Reform

1. Conservative
2. Traditional
3. Modern Orthodox
4. Ultra-Orthodox
5. None
6. Other (please specify)

99. Prefer not to say

\*(ALL)

C2 How important is a sense of connection to Israel to your Jewish identify?

1. Very important
2. Somewhat important
3. Not very important
4. Not at all important

98. Not sure

99. Prefer not to say

\*(ALL)

C3 Do you usually wear jewellery or clothing that would likely identify you to others as Jewish?

(MULTIPLE RESPONSE CODES 1-2)

1. Yes, jewellery
2. Yes, clothing
3. No (EXCLUSIVE)

98. Not sure

99. Prefer not to say

\*(ALL)

C4 What level university course <are you currently / were you most recently> enrolled in?

1. Advanced Diploma and/or Diploma Level
2. Bachelor Degree Level
3. Graduate Diploma and/or Graduate Certificate Level
4. Postgraduate Degree Level (incl. master degree, doctoral degree, other postgraduate degree)
5. Other (please specify)

99. Prefer not to say

\*(DEM1=1, CURRENTLY ENROLLED AT UNIVERSITY))

C5 In what year did you commence your current university course?

1. (SPECIFY YEAR) (RANGE 2010 TO 2023)

99. Prefer not to say

\*(ALL)

C6 What university <do you currently / did you most recently> attend?

(DROP DOWN LIST)

1. Australian Catholic University
2. Avondale University
3. Bond University
4. Carnegie Mellon University
5. Charles Darwin University
6. Charles Sturt University
7. CQUniversity
8. Curtin University
9. Deakin University
10. Edith Cowan University
11. Federation University Australia
12. Flinders University
13. Griffith University
14. James Cook University
15. La Trobe University
16. Macquarie University
17. Monash University
18. Murdoch University
19. Queensland University of Technology
20. RMIT University
21. Southern Cross University
22. Swinburne University of Technology
23. The Australian National University
24. The University of Adelaide
25. The University of Melbourne
26. The University of New England
27. The University of Newcastle
28. The University of Notre Dame Australia
29. The University of Queensland
30. The University of Sydney
31. The University of Western Australia
32. Torrens University
33. University of Canberra
34. University of Divinity
35. UNSW
36. University of South Australia
37. University of Southern Queensland
38. University of Tasmania
39. University of Technology, Sydney
40. University of the Sunshine Coast
41. University of Wollongong
42. Victoria University
43. Western Sydney University
  
98. Other (please specify)
99. Prefer not to say

\*(ALL)

C7 Thank you. In the future, the Social Research Centre, may wish to conduct additional research related to today's survey. This could take place over the phone, online or in person (such as an in-depth interview or a focus group).

Can we contact you for this?

1. Yes – please provide your:  
Contact name (SPECIFY)  
Email address (SPECIFY)  
Phone number (SPECIFY)
2. No thanks

## CLOSING SCREEN

\*(ALL)

Thank you for taking the time to answer those questions! Your help in this survey has been greatly appreciated.

This survey was conducted by the Social Research Centre on behalf of the Australasian Union of Jewish Students (AUJS), with the support of the Zionist Federation of Australia and the Scanlon Foundation. This study has been carried out in compliance with the Privacy Act and the Australian Privacy Principles, and the information you have provided will only be used for research purposes. Our Privacy Policy is available via our [website](#).

Your answers have been submitted. You may now close the page.

Thank you again for participating.

If you felt upset or distressed at any time during the survey, we encourage you to contact the *beyondblue* ([www.beyondblue.org.au](http://www.beyondblue.org.au), 1300 22 4636) or Life line Australia (<https://www.lifeline.org.au/>, 13 11 14).

## TERMINATION SCRIPTS

TERM 1: For the purposes of this survey, we are looking to speak with current university students or those who completed their studies in the last five years, and who identify as Jewish. Thank you for your time. \*(TERMINATE)

The Zionist Federation of Australia, with the support of the Australasian Union of Jewish Students, the Scanlon Foundation, the Besen Family Foundation and the World Zionist Organization, commissioned the Social Research Centre to undertake the Jewish University Experience Survey.

